



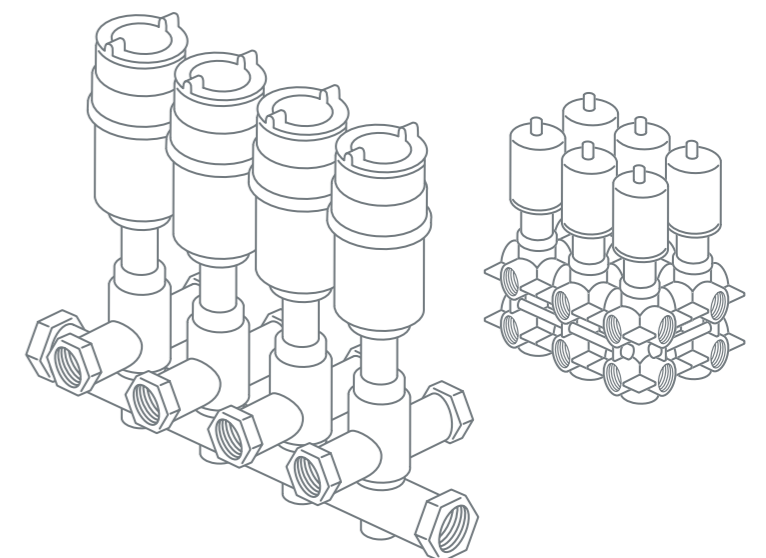
**bürkert**  
FLUID CONTROL SYSTEMS



**bürkert**  
FLUID CONTROL SYSTEMS

# Modular valve bodies for customer-specific solutions

2000 INOX, ELEMENT and  
CLASSIC systems

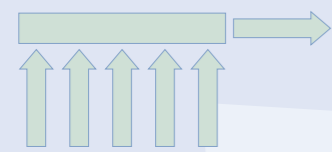


**Bürkert Fluid Control Systems**  
Christian-Bürkert-Straße 13-17  
74653 Ingelfingen  
Germany  
Tel.: +49 (0) 7940/10-91 111  
Fax: +49 (0) 7940/10-91 448  
info@burkert.com  
www.burkert.com

## Areas of applications for modular valve bodies

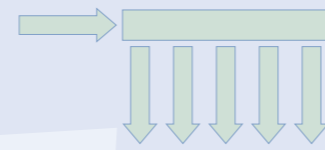
### Mixing

Various media, such as hot water and cold water, or different chemicals, can be mixed.



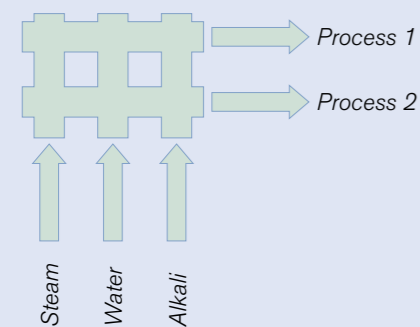
### Distribution

Based on an infeed, the block solution distributes the medium to multiple consumers.



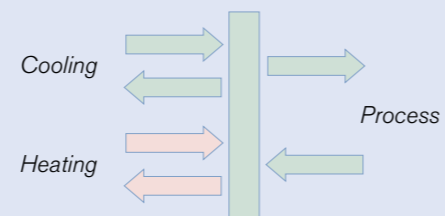
### CIP block

The compact design means that the block systems can be easily and conveniently designed for controlling cleaning-in-place media.



### Vario block

The alternating heating and cooling cycles of injection moulding tools involve hot water and cold water.



## Modular valve bodies Combinations without compromise.

The modular block systems based on valve types 2000 INOX, ELEMENT and CLASSIC from Bürkert open up whole new possibilities for your individual valve solutions. The reason for this is our particularly compact and robust valve bodies. They require less installation space and absolutely no connecting elements such as elbows or T-pieces which may be prone to leaks, and therefore supersede flawed connecting pipe-based solutions. And they do all this while increasing the safety of your system and markedly reducing the amount of effort required for installation.

Combined with our high-performance valves, you enjoy systems that are perfectly tailored to your needs for all possible fluid-related solutions, such as distribution, collection or mixing. Or perhaps you need solutions for measuring, filtration or control? If so, simply integrate sensors, filters or non-return valves wherever you need them. With such great space savings, there is plenty of room for creativity!



With our modular valve bodies, you have all the freedom you could wish for to plan your specific solution. Talk to us! We would be happy to offer you our expert advice!

# Multi-functional system

## Type 2000 INOX, DN 10

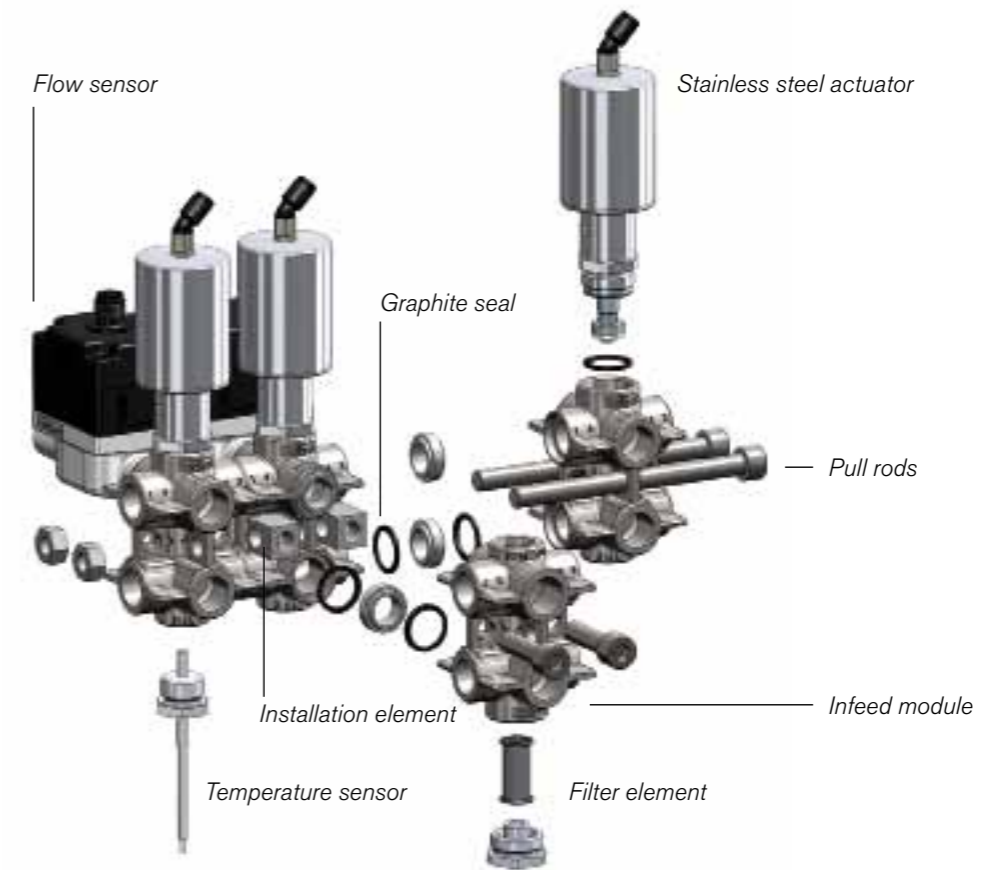
The multi-functional system based on the 2000 INOX type features a particularly compact design that facilitates space-saving installation. The positional display in the upper part of the control air connection means that the status of the device can be determined easily at any time. The actuator and valve body are made from stainless steel and are therefore able to resist corrosion and high temperatures. Proven graphite seals also protect the actuator from the effects of the medium and seal off the block interfaces. Several housings can be fitted to each other. This means that flow diagrams can be implemented entirely in line with the customer's wishes. The block can be secured with a variable position.

### Areas of application

- Alternating temperature of injection moulding tools
- Cooling of die casting tools
- Dispensing of chemicals
- Cooling of machine tools
- Steam distribution for sterilisation

### Advantages

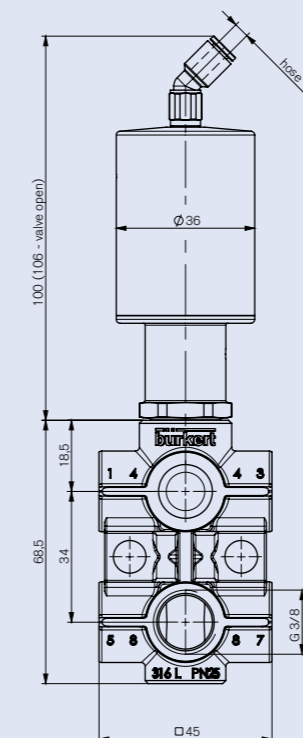
- Multiple routes and multiple connections in a compact design
- No pipework between the individual valves
- Actuator and valve body made from stainless steel
- Setup with drives that are open or closed when in the idle position
- Option of integrating sensors, filters and non-return valves



System 2000 INOX DN10	
Valve body material	Stainless steel 316 L
Seat sealing	PTFE
Housing seal	Graphite
DN seat	10 mm
Process connection	G 3/8
Kv value	2.4
Nominal pressure	PN 25
Medium temperature	0 to 180 °C (200 °C)
Medium pressure	Up to 16 bar
Ambient temperature	0 to 60 °C
Pilot pressure	5.5 to 10 bar
Control function	normal open or normal closed



Top: 2000 INOX actuator  
Bottom: Valve body



Dimensions

# Multi-functional system

## Types ELEMENT and CLASSIC, DN20 / DN25

With this solution approach, multiple valve bodies are fitted together using an orbital welding method (TIG) to form a block. The dimensions of the basic valve body are set so that the orbital welding tongs usually used during installation can be deployed. The resulting valve solution is extremely robust and compact, thanks to the welded basic valve body. The valve bodies can be combined with all of the actuators from the Bürkert basic range, which can in turn be used with a position feedback positioner. Sensors can also be integrated here to measure flow, temperature or pressure. In terms of its connecting thread and connecting technology, this solution is extremely versatile and can be modified with tremendous flexibility to the needs of the application in question.

### Areas of application


- Multi-channel cooling of processes (e.g. injection moulding, die casting, extrusion, machine tools)
- CIP cleaning
- Valve nodes for the collection, distribution or mixing of liquid or gaseous media
- Steam distribution for sterilisation

### Advantages


- Multiple routes and multiple connections in a compact design
- No pipework between the individual valves
- Robust design thanks to welded stainless steel housing
- Valve body can be combined with ELEMENT and CLASSIC actuators
- Decentral control concept via ELEMENT modules
- Uniform concept for ON/OFF or continuous control



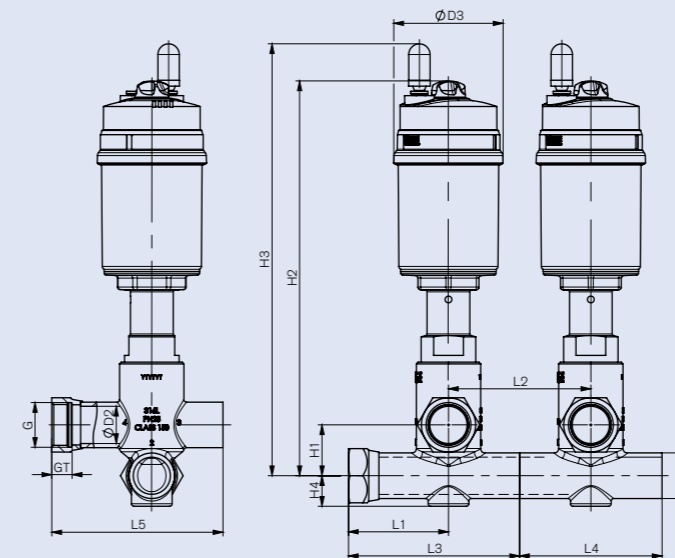
Fluid diagram  
(Example of vario block)



System ELEMENT and CLASSIC DN20 / DN25	
Valve body material	Stainless steel 316 L
Seat sealing	PTFE
DN seat	20 and 25 mm
Process connection	Fittings G, NPT, Pc 3/4 and 1
	Welding ISO 4200
Kv value	11 (DN20), 19 (DN25)
Nominal pressure	PN 25
Medium temperature	CLASSIC 0 to 180 °C
	ELEMENT 0 to 185 °C
Medium pressure	Up to 16 bar
Ambient temperature	0 to 60 °C
Pilot pressure	5.5 to 10 bar
Control function	normal open or normal closed



Top left: Position feedback, control head, positioner (Type 8695/8696)  
Top right: ELEMENT, CLASSIC actuator  
Bottom: Valve body (DN20/DN25)



DN	D1	D2	D3	G	GT	H1	H2	H3	H4	L1	L2	L3	L4	L5
20	26,9	22	65	G 3/4	12	30	233	255	18	59	84	101	84	101
25	33,7	29,7	91	G1	14	41	264	283	21	72	104	124	104	124